

PROJECT	
TYPE	
SPECIFIER	
QUANTITY	
DATE	

## LUZ OCULTA METAL PORTABLE

### D54025-

base number            Finish             
Options           

- To build a product code in our configurator select the specify button on the base model # product page
- To build a manual product code on this datasheet choose from the options listed below in blue font and add the suffix to the base model #

#### GENERAL

Series: Luz Oculta  
Subseries: Luz Oculta Metal  
Brand: Fambuena  
Division: Design  
Mounting Type: Portable  
Mounting Location: Table  
Subcategory: Table

#### PHYSICAL

Shape: Cylinder  
Diameter (mm): 220  
Diameter (in): 8 <sup>11</sup>/<sub>16</sub>  
Height (mm): 600  
Height (in): 23 <sup>5</sup>/<sub>8</sub>  
Light Distribution: Direct / Indirect  
Fixture Finish: [BRA](#) / [BRZ](#) / [ABR](#)  
Fixture Material: Metal  
Upon Request: Bolt Down

#### ELECTRICAL

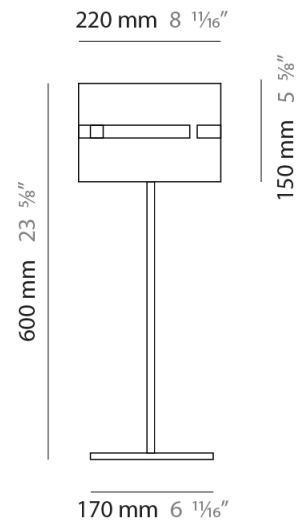
Number of Lamps: 1  
Lamp Type: LED Retrofit  
Lamp Shape: B10  
Bulb Included: Bulb Not Included  
Max. Wattage Per Lamp (W): 4  
Lamp Base: E12  
Input Voltage (V): 120

#### LED

#### OPTICAL

#### RATINGS AND CERTIFICATIONS

Certified By: Certified for North American Standards  
IP rating: IP20



## LUZ OCULTA METAL PORTABLE

D54025-

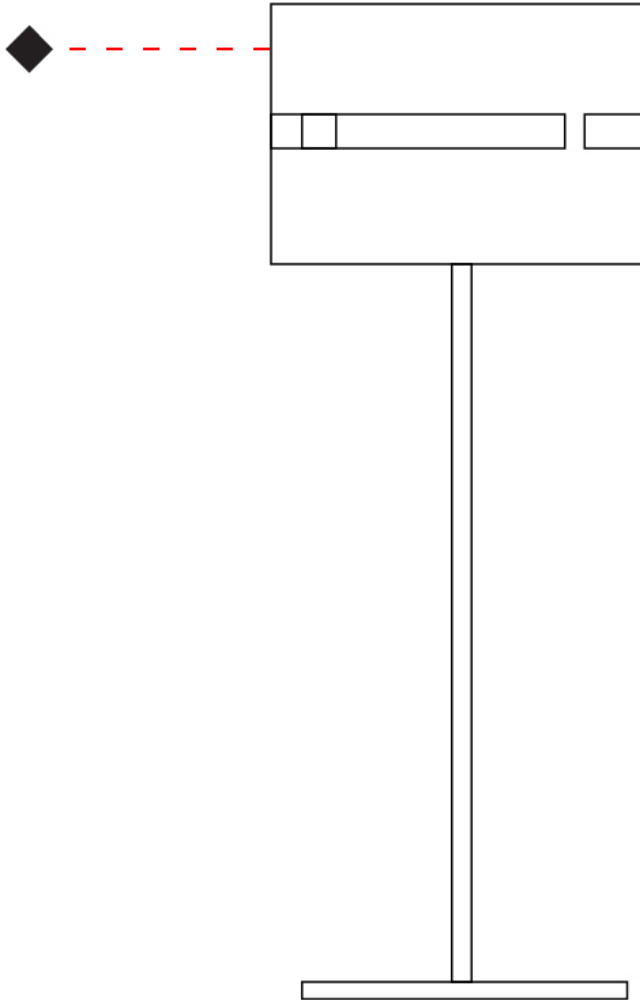
PROJECT

TYPE

SPECIFIER

QUANTITY

DATE



D

## LUZ OCULTA METAL PORTABLE

### D54026-

base number            Finish             
Options           

- To build a product code in our configurator select the specify button on the base model # product page
- To build a manual product code on this datasheet choose from the options listed below in blue font and add the suffix to the base model #

#### GENERAL

Series: Luz Oculta             
Subseries: Luz Oculta Metal             
Brand: Fambuena             
Division: Design             
Mounting Type: Portable             
Mounting Location: Table             
Subcategory: Table           

#### PHYSICAL

Shape: Cylinder             
Diameter (mm): 120             
Diameter (in): 4 ¾             
Height (mm): 500             
Height (in): 19 11/16             
Light Distribution: Direct / Indirect             
Fixture Finish: [BRA](#) / [BRZ](#) / [ABR](#)             
Fixture Material: Metal             
Upon Request: Bolt Down           

#### ELECTRICAL

Number of Lamps: 1             
Lamp Type: LED Retrofit             
Lamp Shape: T4             
Bulb Included: Bulb Not Included             
Max. Wattage Per Lamp (W): 5             
Lamp Base: G9             
Input Voltage (V): 120           

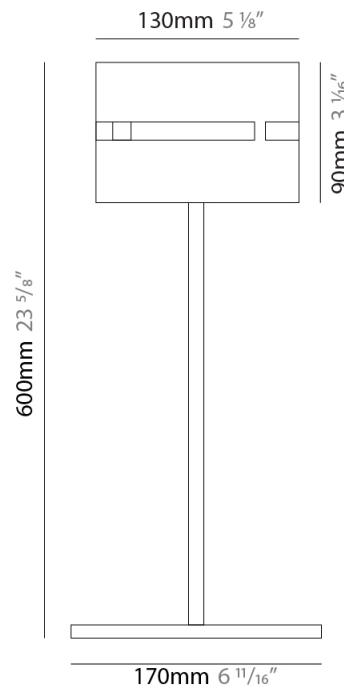
#### LED

#### OPTICAL

#### RATINGS AND CERTIFICATIONS

Certified By: Certified for North American Standards             
IP rating: IP20           

PROJECT	_____
TYPE	_____
SPECIFIER	_____
QUANTITY	_____
DATE	_____



## LUZ OCULTA METAL PORTABLE

D54026-

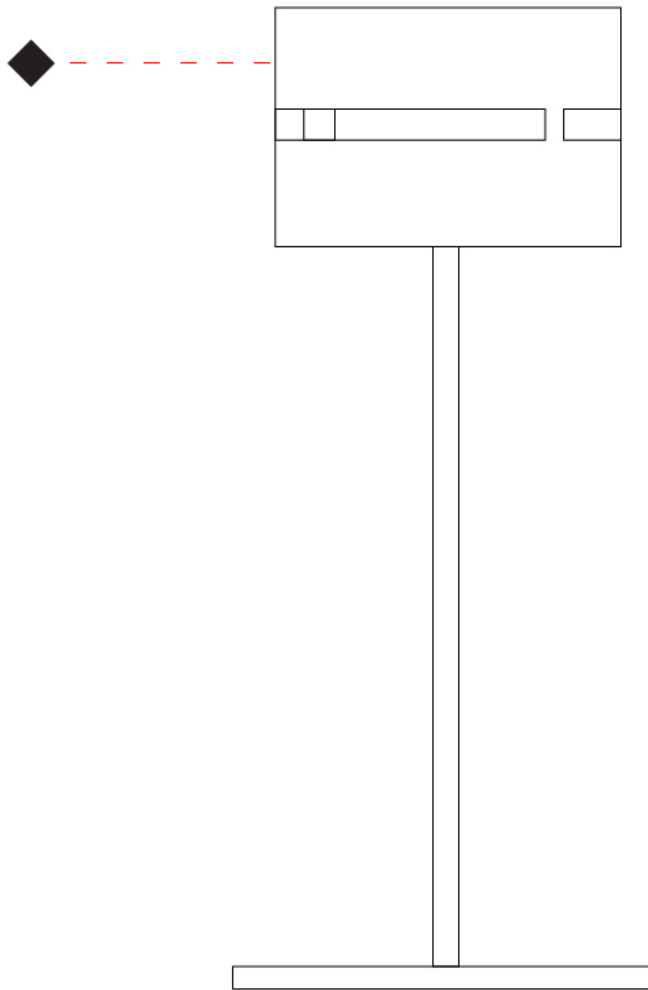
PROJECT

TYPE

SPECIFIER

QUANTITY

DATE



PROJECT
TYPE
SPECIFIER
QUANTITY
DATE

## LUZ OCULTA METAL PORTABLE

### D54027-

base number            Finish             
Options           

- To build a product code in our configurator select the specify button on the base model # product page
- To build a manual product code on this datasheet choose from the options listed below in blue font and add the suffix to the base model #

#### GENERAL

Series: Luz Oculta  
 Subseries: Luz Oculta Metal  
 Brand: Fambuena  
 Division: Design  
 Mounting Type: Portable  
 Mounting Location: Table  
 Subcategory: Table

#### PHYSICAL

Shape: Cylinder  
 Diameter (mm): 100  
 Diameter (in): 3 <sup>15</sup>/<sub>16</sub>  
 Height (mm): 600  
 Height (in): 23 <sup>5</sup>/<sub>8</sub>  
 Light Distribution: Direct / Indirect  
 Fixture Finish: [BRA](#) / [BRZ](#) / [ABR](#)  
 Fixture Material: Metal  
 Upon Request: Bolt Down

#### ELECTRICAL

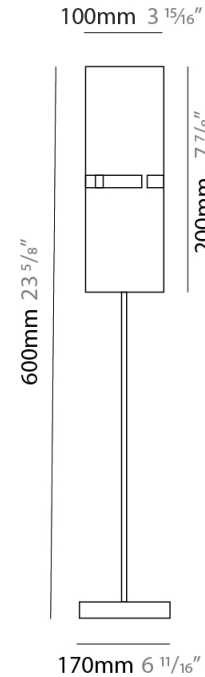
Number of Lamps: 1  
 Lamp Type: LED Retrofit  
 Lamp Shape: T4  
 Bulb Included: Bulb Not Included  
 Max. Wattage Per Lamp (W): 5  
 Lamp Base: G9  
 Input Voltage (V): 120

#### LED

#### OPTICAL

#### RATINGS AND CERTIFICATIONS

Certified By: Certified for North American Standards  
 IP rating: IP20



## LUZ OCULTA METAL PORTABLE

D54027-

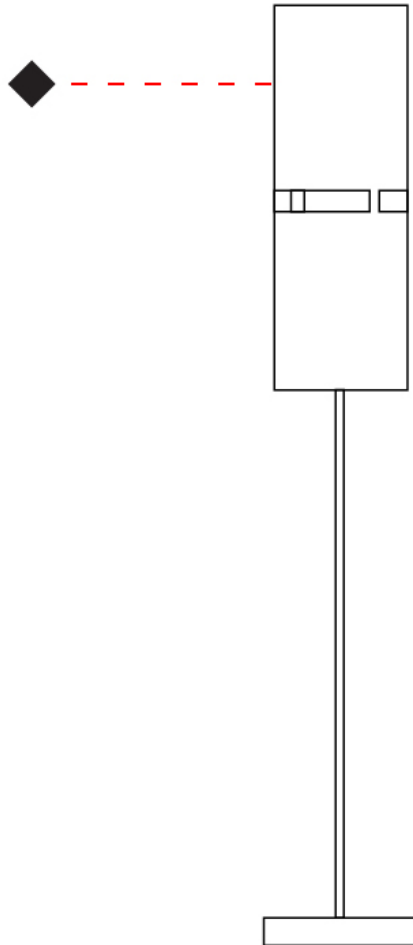
PROJECT

TYPE

SPECIFIER

QUANTITY

DATE



D

PROJECT
TYPE
SPECIFIER
QUANTITY
DATE

## LUZ OCULTA WOOD PORTABLE

**D54036-** -  
 base number      Finish Options      Finish Options

- To build a product code in our configurator select the specify button on the base model # product page
- To build a manual product code on this datasheet choose from the options listed below in blue font and add the suffix to the base model #

### GENERAL

Series: Luz Oculta  
 Subseries: Luz Oculta Wood  
 Brand: Fambuena  
 Division: Design  
 Mounting Type: Portable  
 Mounting Location: Table  
 Subcategory: Table

### PHYSICAL

Shape: Cylinder  
 Diameter (mm): 360  
 Diameter (in): 14 <sup>3</sup>/<sub>16</sub>  
 Height (mm): 600  
 Height (in): 23 <sup>5</sup>/<sub>8</sub>  
 Light Distribution: Direct / Indirect  
 Fixture Finish: [DOW / NAT](#)  
 Holder Finish: BRA / BRZ  
 Fixture Material: Metal / Wood  
 Upon Request: Bolt Down

### ELECTRICAL

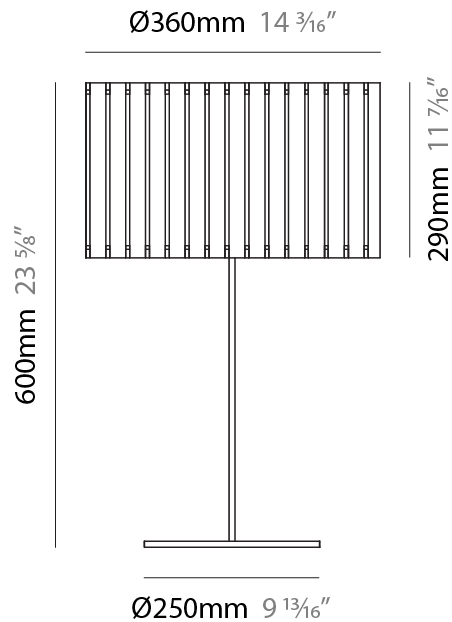
Number of Lamps: 1  
 Lamp Type: LED Retrofit  
 Lamp Shape: A19  
 Bulb Included: Bulb Not Included  
 Max. Wattage Per Lamp (W): 7  
 Lamp Base: E26  
 Input Voltage (V): 120  
 Upon Request: 277Vac / GU24

### LED

### OPTICAL

### RATINGS AND CERTIFICATIONS

Certified By: CSA Certified to UL and CSA Standards  
 IP rating: IP20



## LUZ OCULTA WOOD PORTABLE

D54036-

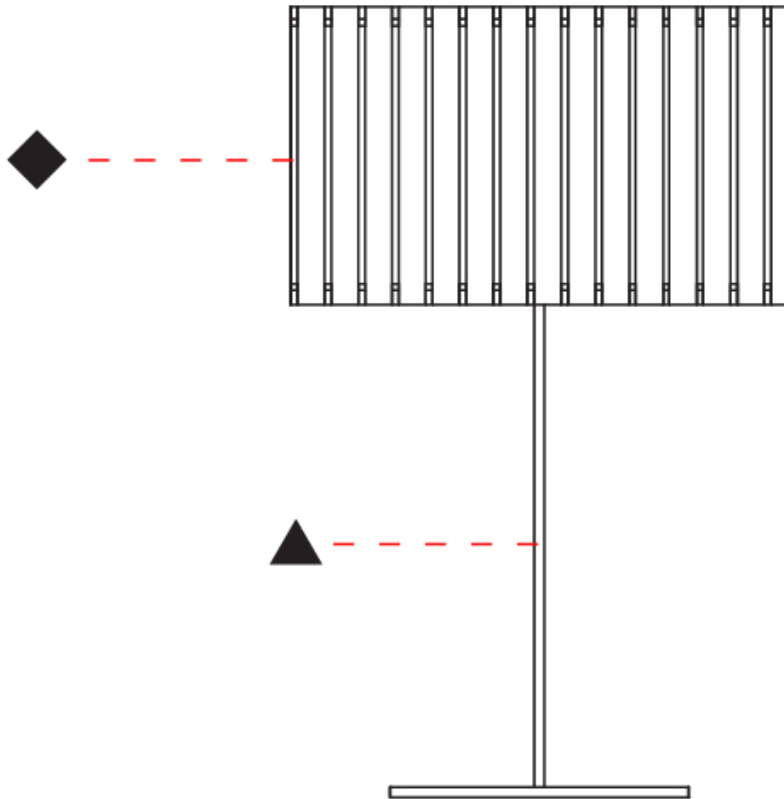
PROJECT

TYPE

SPECIFIER

QUANTITY

DATE



D



PROJECT
TYPE
SPECIFIER
QUANTITY
DATE

## LUZ OCULTA WOOD PORTABLE

**D54038-** -

base number	Finish Options	Finish Options
-------------	----------------	----------------

- To build a product code in our configurator select the specify button on the base model # product page
- To build a manual product code on this datasheet choose from the options listed below in blue font and add the suffix to the base model #

### GENERAL

Series: Luz Oculta
Subseries: Luz Oculta Wood
Brand: Fambuena
Division: Design
Mounting Type: Portable
Mounting Location: Table
Subcategory: Table

### PHYSICAL

Shape: Cylinder
Diameter (mm): 260
Diameter (in): 10 ¼
Height (mm): 550
Height (in): 21 ⅝
Light Distribution: Direct / Indirect
Fixture Finish: <a href="#">DOW</a> / <a href="#">NAT</a>
Holder Finish: <a href="#">BRA</a> / <a href="#">BRZ</a>
Fixture Material: Metal / Wood
Upon Request: Bolt Down

### ELECTRICAL

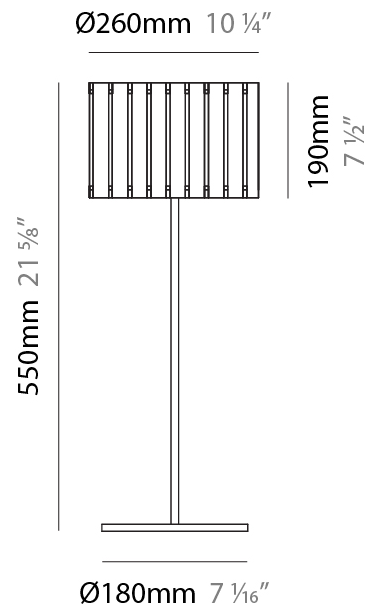
Number of Lamps: 1
Lamp Type: LED Retrofit
Lamp Shape: B10
Bulb Included: Bulb Not Included
Max. Wattage Per Lamp (W): 4
Lamp Base: E12
Input Voltage (V): 120

### LED

### OPTICAL

### RATINGS AND CERTIFICATIONS

Certified By: Certified for North American Standards
IP rating: IP20



## LUZ OCULTA WOOD PORTABLE

D54038-

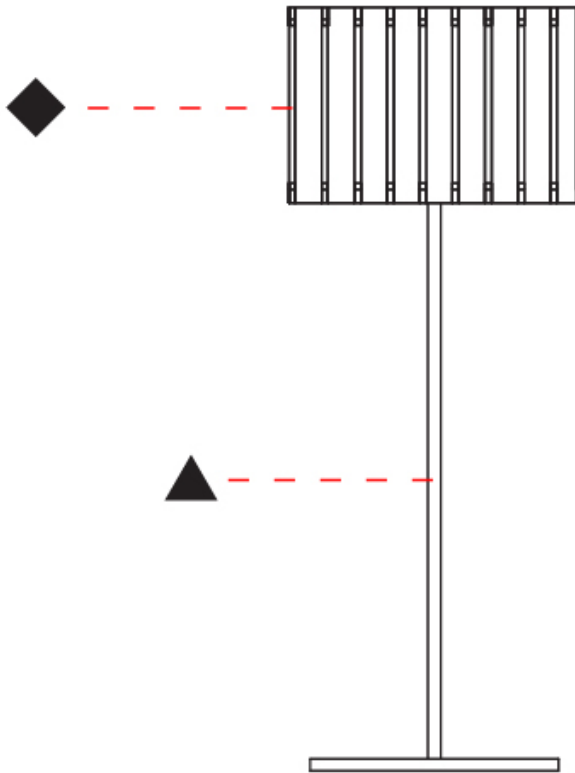
PROJECT

TYPE

SPECIFIER

QUANTITY

DATE



D

PROJECT
TYPE
SPECIFIER
QUANTITY
DATE

## LUZ OCULTA WOOD PORTABLE

**D54040-** -  
 base number    Finish Options    Finish Options

- To build a product code in our configurator select the specify button on the base model # product page
- To build a manual product code on this datasheet choose from the options listed below in blue font and add the suffix to the base model #

### GENERAL

Series: Luz Oculta  
 Subseries: Luz Oculta Wood  
 Brand: Fambuena  
 Division: Design  
 Mounting Type: Portable  
 Mounting Location: Table  
 Subcategory: Table

### PHYSICAL

Shape: Cylinder  
 Diameter (mm): 150  
 Diameter (in): 5 <sup>7</sup>/<sub>8</sub>  
 Height (mm): 500  
 Height (in): 19 <sup>11</sup>/<sub>16</sub>  
 Light Distribution: Direct / Indirect  
 Fixture Finish: [DOW / NAT](#)  
 Holder Finish: BRA / BRZ  
 Fixture Material: Metal / Wood  
 Upon Request: Bolt Down

### ELECTRICAL

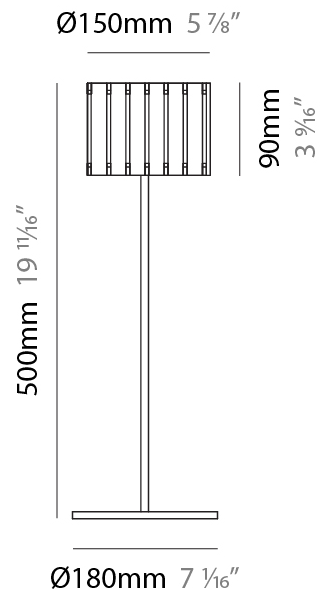
Number of Lamps: 1  
 Lamp Type: LED Retrofit  
 Lamp Shape: T4  
 Bulb Included: Bulb Not Included  
 Max. Wattage Per Lamp (W): 3  
 Lamp Base: G9  
 Input Voltage (V): 120

### LED

### OPTICAL

### RATINGS AND CERTIFICATIONS

Certified By: Certified for North American Standards  
 IP rating: IP20



## LUZ OCULTA WOOD PORTABLE

D54040-

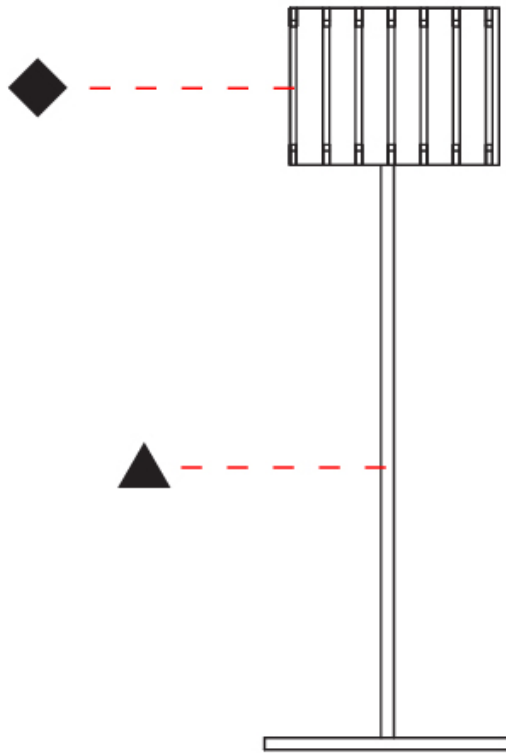
PROJECT

TYPE

SPECIFIER

QUANTITY

DATE



D

## LUZ OCULTA COLOR FINISH CHART


PROJECT	_____
TYPE	_____
SPECIFIER	_____
QUANTITY	_____
DATE	_____

### Fixture Finish

Brass - BRA



Bronze - BRZ



Antique Brass - ABR



Dark Oak - DOW



Natural Wood - NAT




### Holder Finish

Brass - BRA



Bronze - BRZ



**Digital:** Not all screens are calibrated the same, and therefore, colors will appear differently between screens.

**Physical:** When texture is involved, there will be variations in color, character and tone within a product series and between product families.



### LEGEND

	floor-mounted		pivotal		special LED (upon request) RGB, RGBW, tunable, gold+, meat+, art+, fashion+
	wall and ceiling: recessed and surface mounted		rotating		warm dim / natural dimming LED
	ceiling-mounted and wall-mounted		illuminate tilted		rechargeable battery powered
	wall-mounted		color of suspension cable		fixture with natural vivid LED (upon request)
	omni-directional light distribution		length of suspension cable		color rendering index
	direct light distribution		reflector degree selection		color temperature
	direct/indirect light distribution		super spot		lumen (luminous flux)
	indirect light distribution		lens		efficacy (lumens per watt)
	asymmetric light distribution		lens pack		Unified Glare Rating (UGR) range from 5-40
	aura light distribution		shine ring		marine grade (AISI 316 stainless steel)
	round wall or ceiling cut-out		integrated shine ring with diffuser		walk on
	square wall or ceiling cut-out		free individual colors 01-29		drive on
	the supplied jig specifies the cutout dimensions		individual colors: 00 (free of charge), 01-25 (extra charge)		Dark Sky Compliance
	minimum distance (meters) lamp - object		luminaire part to be colored (F1)		Americans with Disabilities Act (less than 4" off the wall located between 27"-84" from floor)
	recessed depth		luminaire part to be colored (F2)		lamp protected against explosion
	ceiling thickness in mm		luminaire part to be colored (F3)		blown glass using traditional methods by master glass blower
	ceiling thickness selection		luminaire part to be colored (F4)		acoustic material
	dimnable DP (phase), DV (0-10V), DD (dali), DS (step-dim)		luminaire part to be colored (F5)		protection class I, protection insulation
	included or excluded LED driver/transformer/control gear		color of 3-circuit adaptor		protection class II, protection insulation
	separately switchable		indirect diffuser		ETL Certified to UL and CSA Standards
	sensor		direct diffuser		UL Certified to UL and CSA Standards
	remote control		ball-proof (upon request)		CSA Certified to UL and CSA Standards
	available upon request		accessory		Certified for North American Standards

### IP RATING

	protected against ingress of solid bodies greater than 12.5mm (finger)
	protected against ingress of solid bodies greater than 2.5mm protected against sprays of water up to 60 degrees from the vertical (rain)
	protected against ingress of solid bodies greater than 1mm (wire) no protection against the ingress of moisture
	protected against ingress of solid bodies greater than 1mm (wire) protected against sprays of water up to 60 degrees from the vertical (rain)
	protected against ingress of solid bodies greater than 1mm (wire) protected against water splashed from all directions
	protected against limited ingress of dust (wet rooms/covered outdoor areas) protected against water splashed from all directions
	protected against ingress of dust protected against jets of water
	protected against ingress of dust protected against powerful jets of water or heavy seas
	protected against ingress of dust protected against immersion of water between 15cm - 1m for 30 minutes
	protected against ingress of dust protected against immersion of water under pressure for long periods

### IK RATING

	protected against 0.14 joules impact (equivalent to 0.25kg mass dropped from 56mm above the surface)
	protected against 0.2 joules impact (equivalent to 0.25kg mass dropped from 80mm above the surface)
	protected against 0.35 joules impact (equivalent to 0.25kg mass dropped from 140mm above the surface)
	protected against 0.5 joules impact (equivalent to 0.25kg mass dropped from 200mm above the surface)
	protected against 0.7 joules impact (equivalent to 0.25kg mass dropped from 280mm above the surface)
	protected against 1 joules impact (equivalent to 0.25kg mass dropped from 400mm above the surface)
	protected against 2 joules impact (equivalent to 0.5kg mass dropped from 400mm above the surface)
	protected against 5 joules impact (equivalent to 1.7kg mass dropped from 300mm above the surface)
	protected against 10 joules impact (equivalent to 5.0kg mass dropped from 200mm above the surface)
	protected against 20 joules impact (equivalent to 5.0kg mass dropped from 400mm above the surface)